



TECHNICAL SPECIFICATION :

	N/O	C/O
Max. Switched Power	10W/VA	3W/VA
Max. Switched Current	0.5A	0.25A
Max. Switched Voltage	200V	100V
Reed Insulation Resistance	$10^{10} \Omega$ at 100VDC	$10^9 \Omega$ at 100VDC
Initial Contact Resistance	150 m Ω	200 m Ω
Reed Break-Down Voltage	250 VDC	200 VDC
Vibration	V14 10-2000 HZ	V14 10-1000 HZ
Release Time including Bounce	<0.5ms	<1.5ms
Operate Time Including Bounce	< 1ms	
Di- Electric Strength	500V Between Contact to Contact & Contact to Coil	
Temperature Range	-40°C To+85°C	
Life expectancy	10 ⁷ operations at optimum load conditions Pl. Consult Factory.	



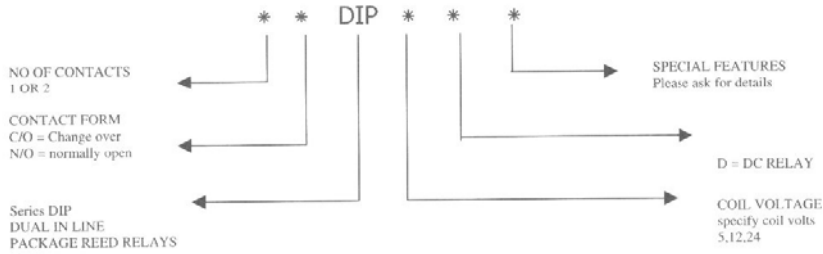
SALIENT FEATURES

- DUAL IN LINE PACKAGE
- REED RELAYS
- LONG CONTACT LIFE
- FAST SWITCHING
- LESS POWER CONSUMPTION
- PCB MOUNTING
- LCSO APPROVED
- EPOXY ENCAPSULATION

APPLICATIONS:-

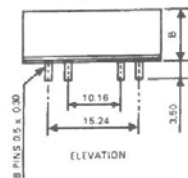
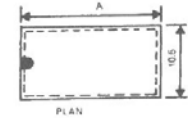
- Programming
- Communications
- Circuit Isolation
- Scanner
- Memory
- Computers
- Telemetry
- RF Switching
- Encoders & Decoders
- Logic

ORDERING CODE

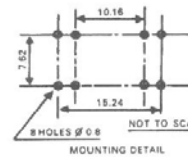


COIL-DATA			
(All Values at 27°C±2°C Ambient)			
Contact Form	Nominal Voltage	Resistance in Ohms±10%	Schematics (Top View)
1 N/O	5	200	
	12	500	
	24	2100	
	48*	5000	
2 N/O	5	100	
	12	275	
	24	1100	
	48	5000	
1 C/O	5	200	
	12	500	
	24	2100	
	48**	5000	
2 C/O	5	100	
	12	275	
	24	1100	
	48	5000	

Must Operate Voltage: 75% of Nominal coil Voltage
 Must Release Voltage: 10% of Nominal coil Voltage
 NOTE: terminal Numbers are not marked on relay
 * Overall size as that of 2N/O contact reed relay
 ** Overall size as that of 2C/O contact reed relay.



Contact Form	Dimensions in mm.	
	A	B
1N/O	20.3	7.5
2 N/O	20.3	11.5
1 C/O	22.9	7.5
2 C/O	22.9	11.5



MADHU SUBTRONIC COMPONENTS PVT.LTD

Off : 1 st Floor, Krishna Bldg, Shamrao Vithal Lane,
 Off. Lamington Rd, Mumbai – 400 007
 Tel : - 91 2380 0783 / 2386 4484 / 2387 6707, Fax : - 91 22 2387 6729
 email : - mscpl@vsnl.com Website : - www.mscpl.com